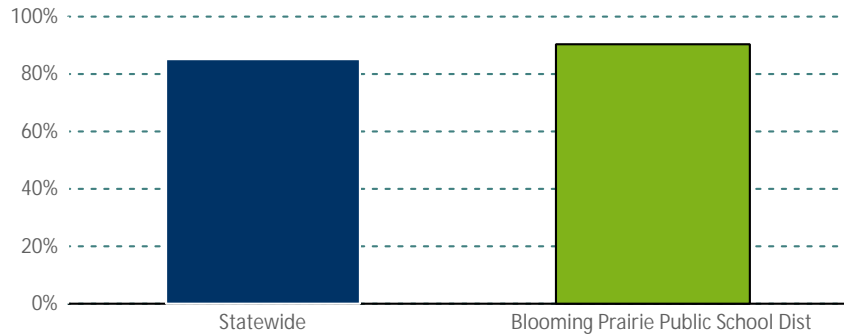


District: Blooming Prairie Public School Dist

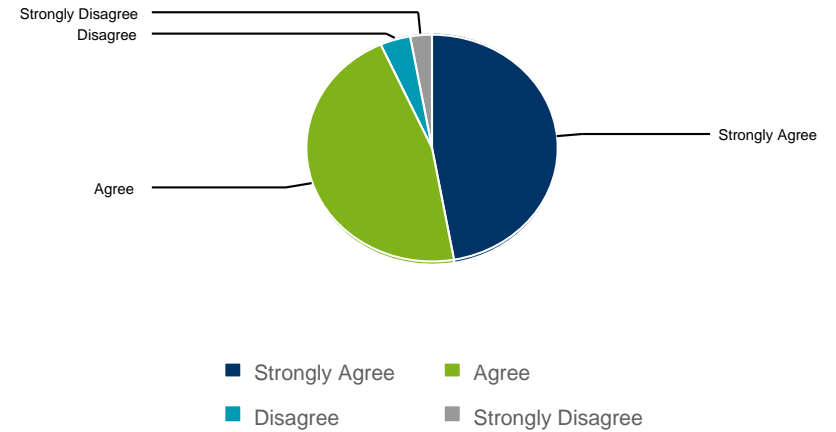
The number of students attending school regularly

This is a measure of students who attend school on a regular basis and are not frequently absent. A student is considered consistently attending if they attend more than 90 percent of the time the student is enrolled during the year.



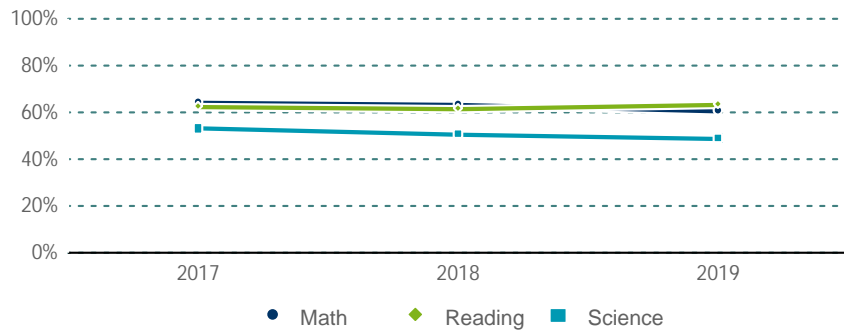
	Statewide	Blooming Prairie Public School Dist
Consistent Attendance	85.4%	90.4%
Count	676,160	596

At my school, teachers care about students



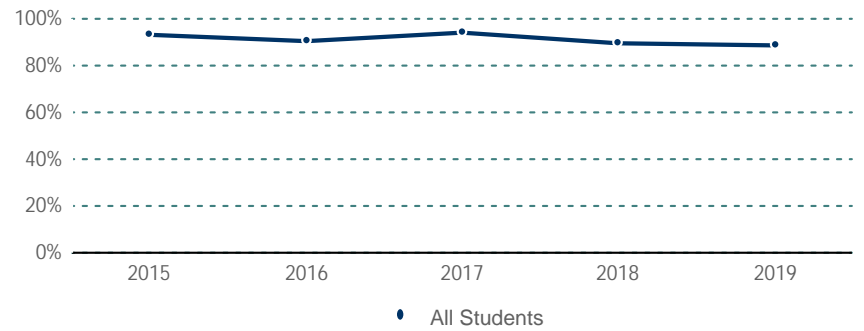
	Strongly agree	Agree	Disagree	Strongly disagree
Teachers Care	47%	46%	4%	3%
Count	85	83	7	5

The number of students meeting standards in math, reading, and science over time



	2017		2018		2019	
Math	64.3%	(258)	63.5%	(244)	60.4%	(241)
Reading	62.7%	(252)	62.0%	(250)	63.5%	(266)
Science	53.2%	(99)	51.0%	(98)	49.1%	(86)

Graduation rate over time



Demographic	Year	Graduated count	Graduated %
All Students	2015	56	93.3%
All Students	2016	30	90.9%
All Students	2017	51	94.4%
All Students	2018	34	89.5%
All Students	2019	32	88.9%

District: Blooming Prairie Public School Dist

Message from the school:

This school has not submitted a My School message.

The message above is provided by the school and has not been verified by the Minnesota Department of Education.

For more information about these designations, see the [School and District Accountability](#) page of the MDE website.

Address: 202 4th Ave NW
Blooming Prairie, MN 55917-1129
Phone: 507 583 4426
Web: <http://www.blossoms.k12.mn.us>
Email: cstaloch@blossoms.k12.mn.us