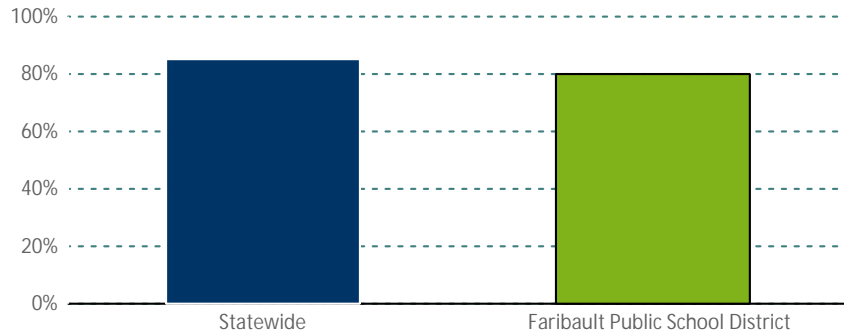


District: Faribault Public School District

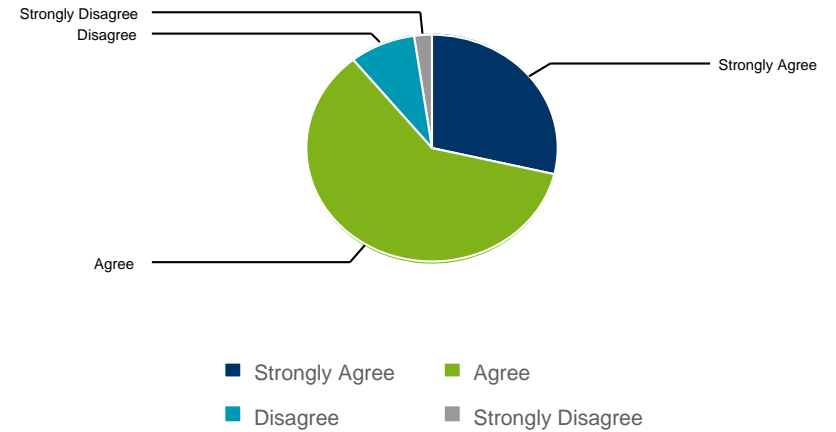
The number of students attending school regularly

This is a measure of students who attend school on a regular basis and are not frequently absent. A student is considered consistently attending if they attend more than 90 percent of the time the student is enrolled during the year.



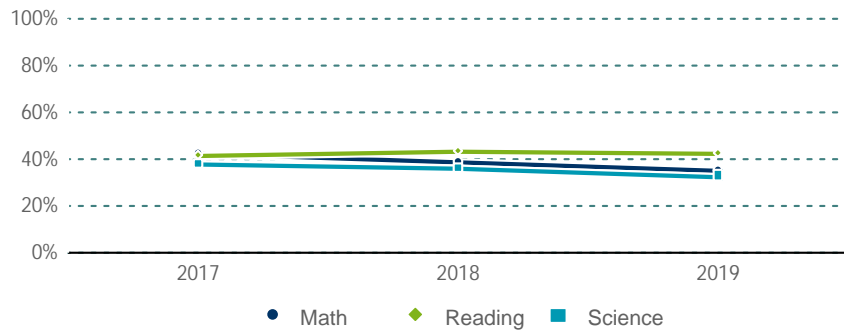
	Statewide	Faribault Public School District
Consistent Attendance	85.4%	79.8%
Count	676,160	2,620

At my school, teachers care about students



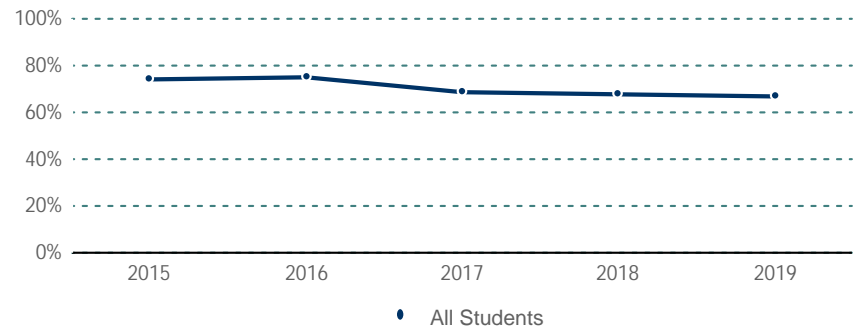
	Strongly agree	Agree	Disagree	Strongly disagree
Teachers Care	29%	60%	9%	2%
Count	222	468	66	18

The number of students meeting standards in math, reading, and science over time



	2017		2018		2019	
Math	42.4%	(757)	38.9%	(664)	35.1%	(586)
Reading	41.3%	(743)	43.1%	(753)	42.3%	(710)
Science	38.1%	(295)	36.0%	(295)	33.0%	(247)

Graduation rate over time



Demographic	Year	Graduated count	Graduated %
All Students	2015	231	74.3%
All Students	2016	225	75.0%
All Students	2017	235	69.3%
All Students	2018	237	67.9%
All Students	2019	219	66.8%

District: Faribault Public School District

Message from the school:

This school has not submitted a My School message.

The message above is provided by the school and has not been verified by the Minnesota Department of Education.

This district or charter school has been prioritized for support.

For more information about these designations, see the [School and District Accountability](#) page of the MDE website.

Address: 710 17th Street SW
Faribault, MN 55021-0618
Phone: 507 333 6016
Web: <http://www.faribault.k12.mn.us/>
Email: tseker@faribault.k12.mn.us