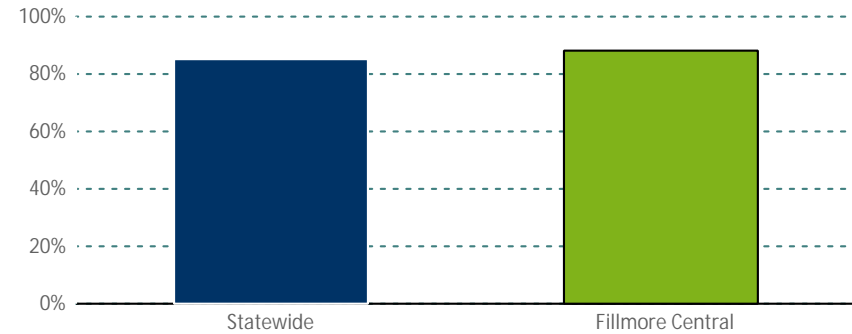


## District: Fillmore Central

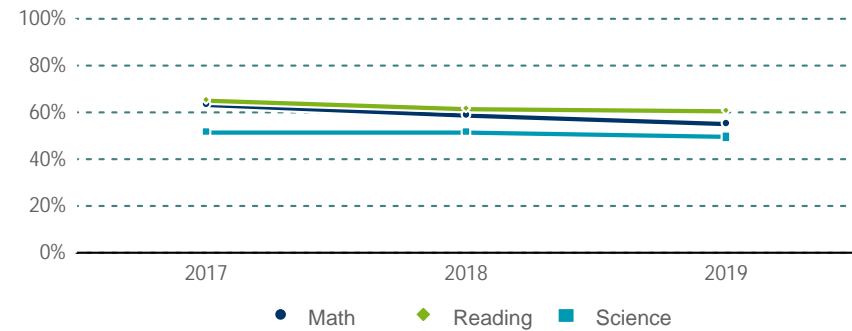
The number of students attending school regularly

This is a measure of students who attend school on a regular basis and are not frequently absent. A student is considered consistently attending if they attend more than 90 percent of the time the student is enrolled during the year.



	Statewide	Fillmore Central
Consistent Attendance	85.4%	88.4%
Count	676,160	527

The number of students meeting standards in math, reading, and science over time

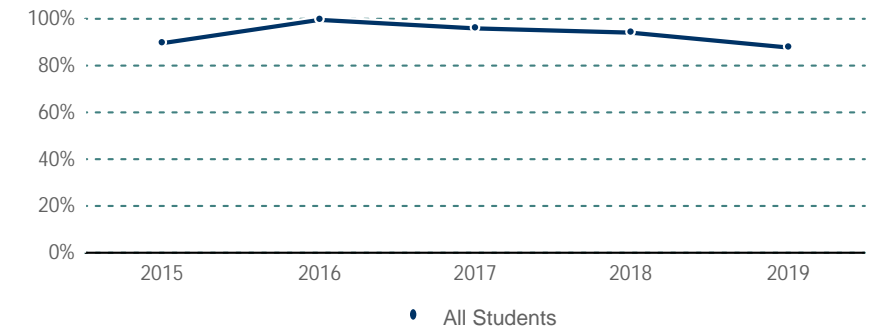


	2017	2018	2019
Math	59.1% (194)	60.7% (216)	55.5% (196)
Reading	61.4% (203)	65.5% (205)	63.5% (203)
Science	51.7% (66)	49.6% (75)	51.6% (66)

At my school, teachers care about students

No Engagement and Safety data available for this organization.

Graduation rate over time



Demographic	Year	Graduated count	Graduated %
All Students	2015	27	90.0%
All Students	2016	32	100.0%
All Students	2017	47	95.9%
All Students	2018	51	94.4%
All Students	2019	38	88.4%

## District: Fillmore Central

Message from the school:

This school has not submitted a My School message.

The message above is provided by the school and has not been verified by the Minnesota Department of Education.

For more information about these designations, see the [School and District Accountability](#) page of the MDE website.

Address: 700 Chatfield Ave  
Preston, MN 55965-1089  
Phone: 507 765 3845  
Web: <http://rschooltoday.com/fcentral>  
Email: [heath.olstad@isd2198.k12.mn.us](mailto:heath.olstad@isd2198.k12.mn.us)