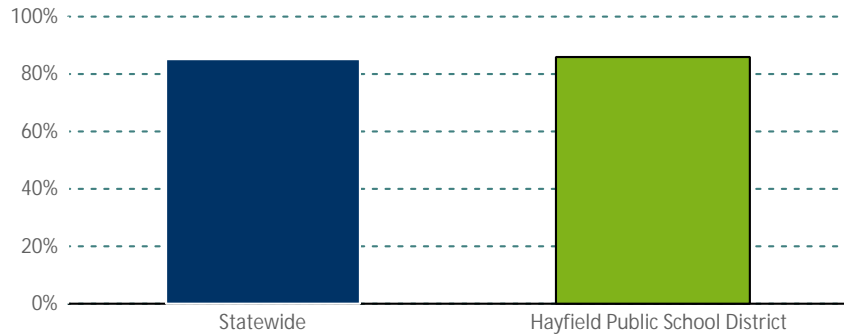


District: Hayfield Public School District

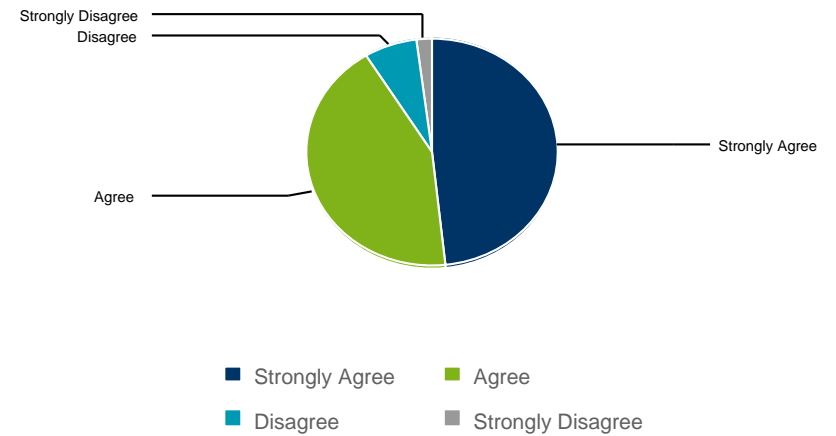
The number of students attending school regularly

This is a measure of students who attend school on a regular basis and are not frequently absent. A student is considered consistently attending if they attend more than 90 percent of the time the student is enrolled during the year.



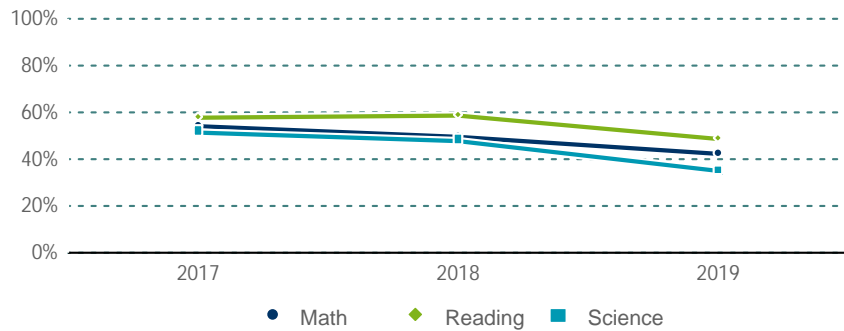
	Statewide	Hayfield Public School District
Consistent Attendance	85.4%	85.5%
Count	676,160	532

At my school, teachers care about students



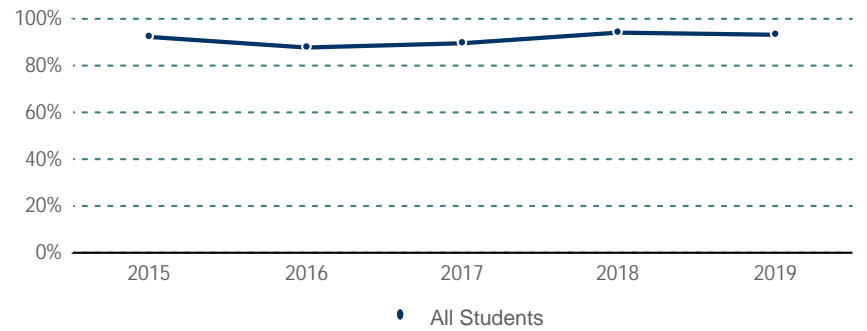
	Strongly agree	Agree	Disagree	Strongly disagree
Teachers Care	48%	43%	7%	2%
Count	71	63	10	3

The number of students meeting standards in math, reading, and science over time



	2017		2018		2019	
Math	54.8%	(200)	50.3%	(185)	42.3%	(160)
Reading	57.7%	(211)	59.2%	(213)	49.2%	(183)
Science	52.0%	(78)	48.4%	(75)	35.4%	(57)

Graduation rate over time



Demographic	Year	Graduated count	Graduated %
All Students	2015	51	92.7%
All Students	2016	44	88.0%
All Students	2017	37	90.2%
All Students	2018	55	94.8%
All Students	2019	56	93.3%

District: Hayfield Public School District

Message from the school:

This school has not submitted a My School message.

The message above is provided by the school and has not been verified by the Minnesota Department of Education.

For more information about these designations, see the [School and District Accountability](#) page of the MDE website.

Address: 9 6th Ave SE
Hayfield, MN 55940-0006
Phone: 507 671 1557
Web: <http://www.hayfield.k12.mn.us/>
Email: gslaathaug@hayfield.k12.mn.us