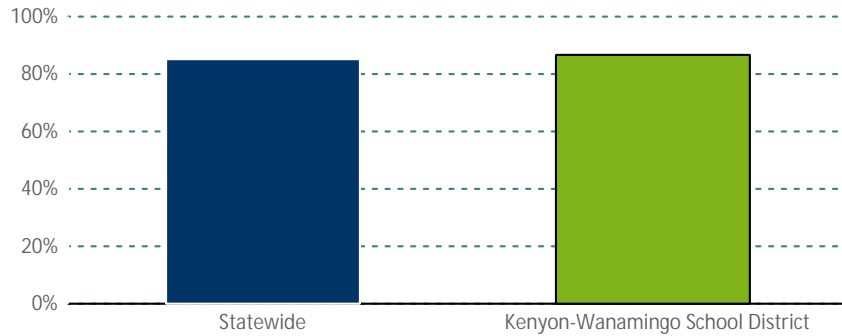


District: Kenyon-Wanamingo School District

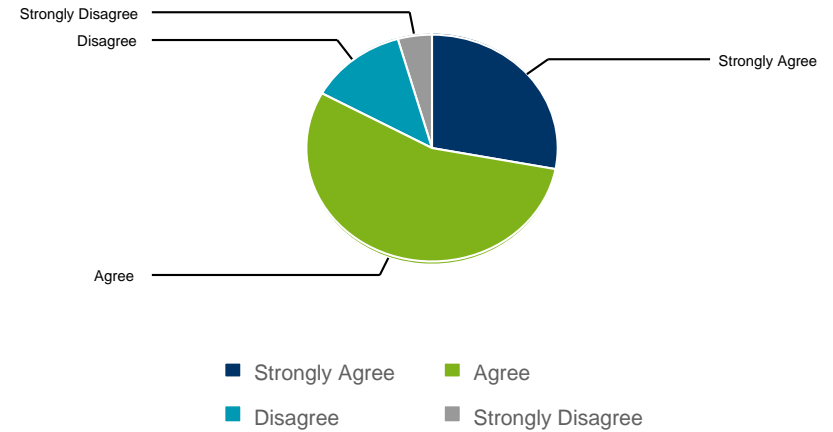
The number of students attending school regularly

This is a measure of students who attend school on a regular basis and are not frequently absent. A student is considered consistently attending if they attend more than 90 percent of the time the student is enrolled during the year.



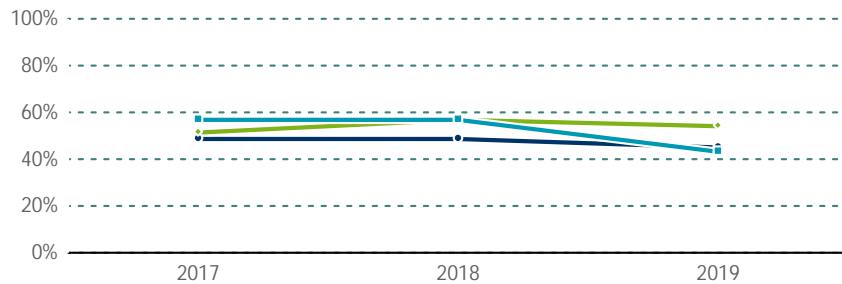
	Statewide	Kenyon-Wanamingo School District
Consistent Attendance	85.4%	86.9%
Count	676,160	636

At my school, teachers care about students



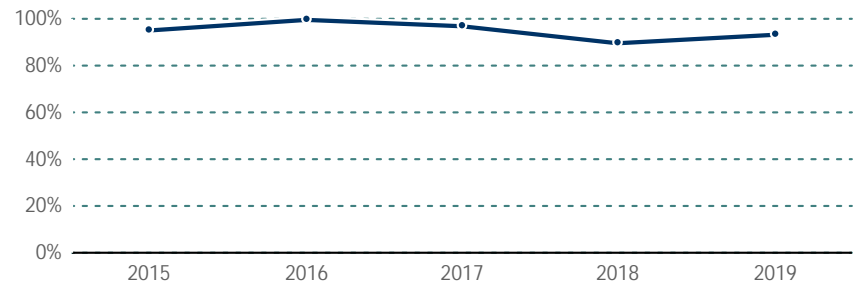
	Strongly agree	Agree	Disagree	Strongly disagree
Teachers Care	28%	55%	13%	4%
Count	58	114	26	9

The number of students meeting standards in math, reading, and science over time



	2017		2018		2019	
Math	49.2%	(210)	49.2%	(209)	44.9%	(188)
Reading	51.7%	(222)	57.4%	(248)	54.3%	(223)
Science	57.3%	(106)	57.4%	(113)	43.5%	(77)

Graduation rate over time



Demographic	Year	Graduated count	Graduated %
All Students	2015	60	95.2%
All Students	2016	62	100.0%
All Students	2017	72	97.3%
All Students	2018	53	89.8%
All Students	2019	59	93.7%

District: Kenyon-Wanamingo School District

Message from the school:

This school has not submitted a My School message.

The message above is provided by the school and has not been verified by the Minnesota Department of Education.

For more information about these designations, see the [School and District Accountability](#) page of the MDE website.

Address: 225 3rd Ave
Wanamingo, MN 55983-1452
Phone: 507 789 7000
Web: <http://www.kw.k12.mn.us/>
Email: dathompson@kw.k12.mn.us