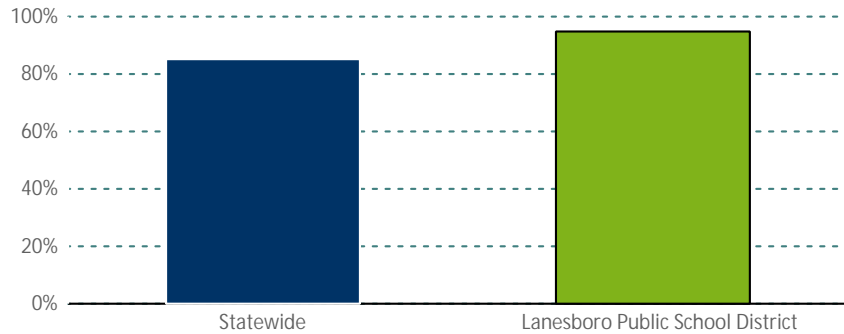


District: Lanesboro Public School District

The number of students attending school regularly

This is a measure of students who attend school on a regular basis and are not frequently absent. A student is considered consistently attending if they attend more than 90 percent of the time the student is enrolled during the year.

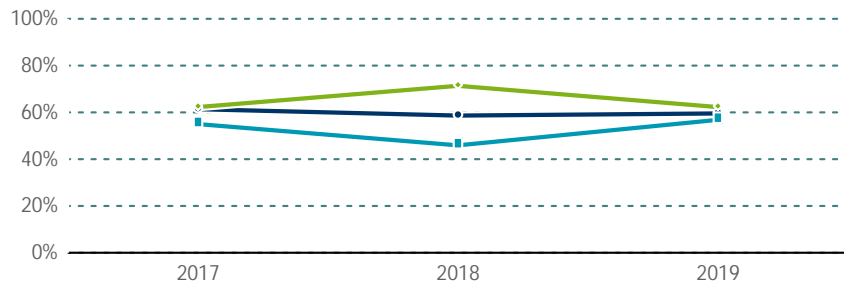


	Statewide	Lanesboro Public School District
Consistent Attendance	85.4%	94.6%
Count	676,160	300

At my school, teachers care about students

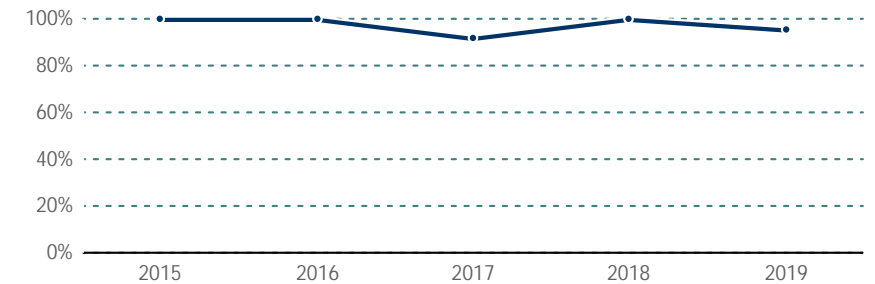
No Engagement and Safety data available for this organization.

The number of students meeting standards in math, reading, and science over time



	2017		2018		2019	
Math	62.0%	(124)	58.6%	(106)	59.6%	(106)
Reading	62.2%	(122)	71.7%	(129)	62.8%	(118)
Science	55.7%	(49)	46.7%	(35)	57.5%	(50)

Graduation rate over time



Demographic	Year	Graduated count	Graduated %
All Students	2015	38	100.0%
All Students	2016	22	100.0%
All Students	2017	23	92.0%
All Students	2018	23	100.0%
All Students	2019	22	95.7%

District: Lanesboro Public School District

Message from the school:

This school has not submitted a My School message.

The message above is provided by the school and has not been verified by the Minnesota Department of Education.

For more information about these designations, see the [School and District Accountability](#) page of the MDE website.

Address: 100 Kirkwood St E
Lanesboro, MN 55949-9783
Phone: 507 467 2229
Web: <http://www.lanesboro.k12.mn.us>
Email: lanesboroschool@gmail.com