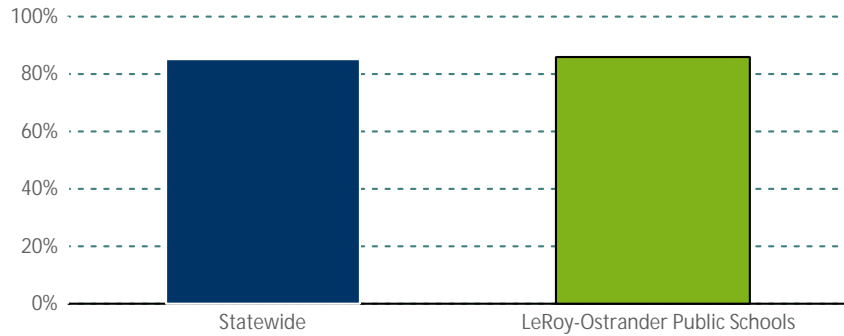


District: LeRoy-Ostrander Public Schools

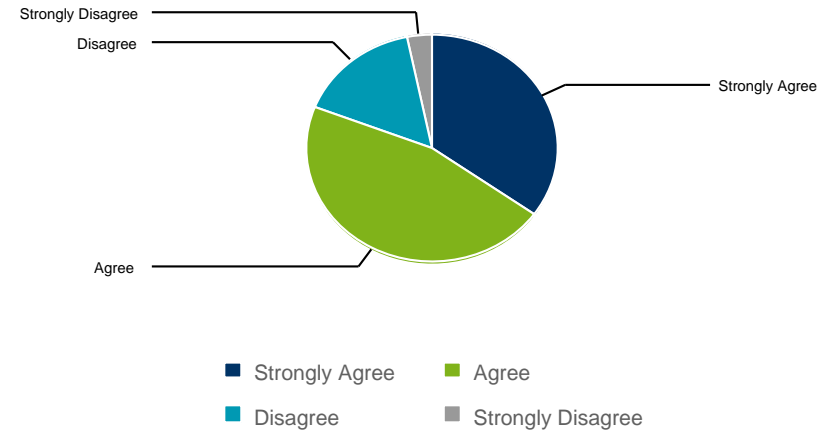
The number of students attending school regularly

This is a measure of students who attend school on a regular basis and are not frequently absent. A student is considered consistently attending if they attend more than 90 percent of the time the student is enrolled during the year.



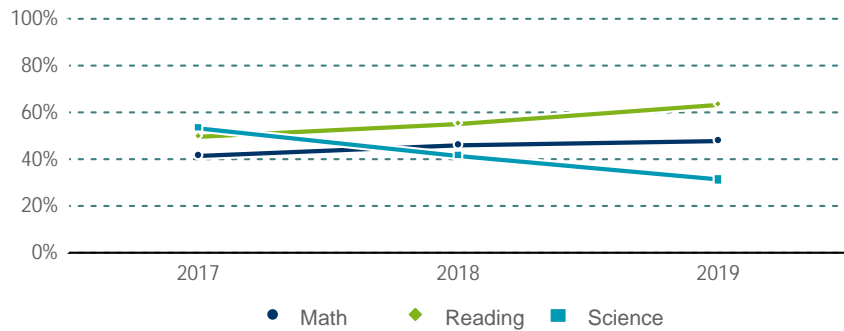
	Statewide	LeRoy-Ostrander Public Schools
Consistent Attendance	85.4%	86.1%
Count	676,160	223

At my school, teachers care about students



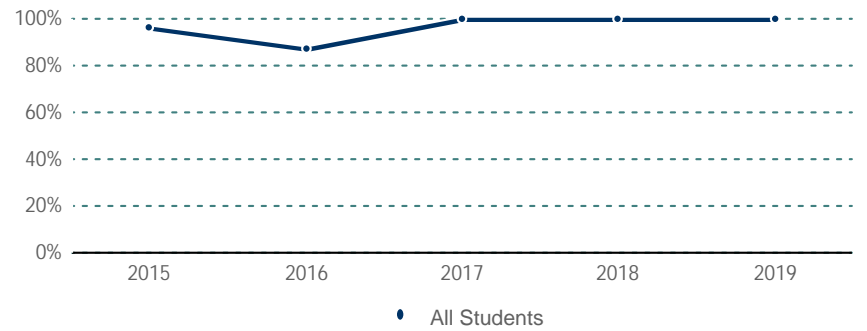
	Strongly agree	Agree	Disagree	Strongly disagree
Teachers Care	35%	46%	16%	3%
Count	22	29	10	2

The number of students meeting standards in math, reading, and science over time



	2017		2018		2019	
Math	41.9%	(67)	46.6%	(68)	48.0%	(72)
Reading	50.3%	(79)	55.0%	(82)	63.8%	(97)
Science	53.4%	(31)	41.8%	(23)	31.3%	(21)

Graduation rate over time



Demographic	Year	Graduated count	Graduated %
All Students	2015	25	96.2%
All Students	2016	21	87.5%
All Students	2017	16	100.0%
All Students	2018	18	100.0%
All Students	2019	14	100.0%

District: LeRoy-Ostrander Public Schools

Message from the school:

This school has not submitted a My School message.

The message above is provided by the school and has not been verified by the Minnesota Department of Education.

For more information about these designations, see the [School and District Accountability](#) page of the MDE website.

Address: 406 W Main St
LeRoy, MN 55951-6750
Phone: 507 324 5743
Web: <http://www.leroy.k12.mn.us>
Email: rarsenault@leroy.k12.mn.us