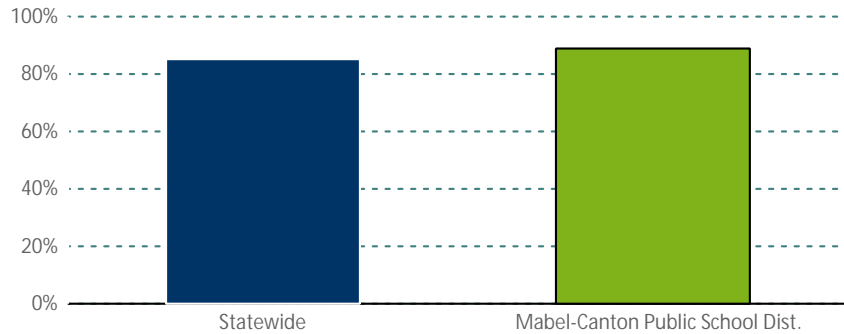


District: Mabel-Canton Public School Dist.

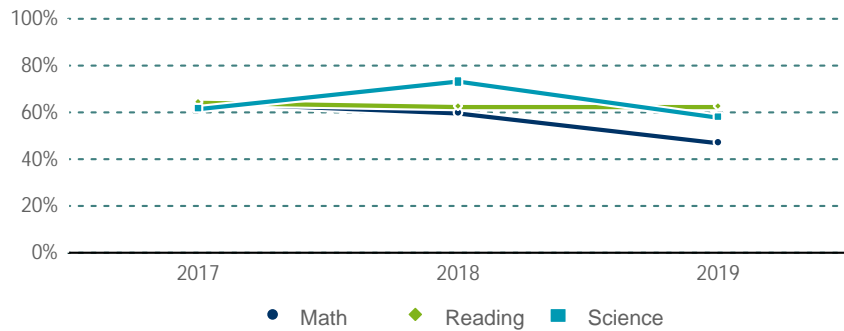
The number of students attending school regularly

This is a measure of students who attend school on a regular basis and are not frequently absent. A student is considered consistently attending if they attend more than 90 percent of the time the student is enrolled during the year.



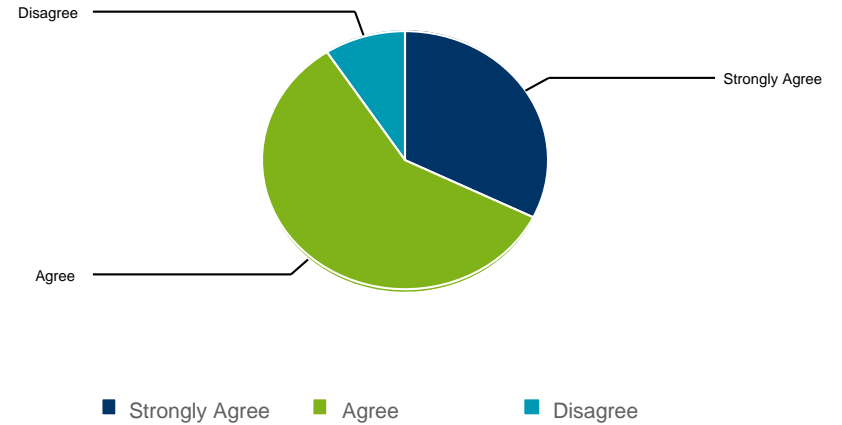
	Statewide	Mabel-Canton Public School Dist.
Consistent Attendance	85.4%	88.7%
Count	676,160	203

The number of students meeting standards in math, reading, and science over time



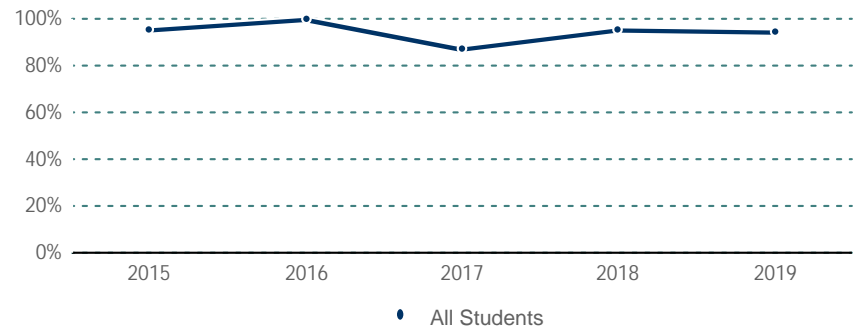
	2017		2018		2019	
Math	64.4%	(87)	60.0%	(69)	47.6%	(59)
Reading	64.1%	(84)	63.0%	(75)	63.0%	(87)
Science	61.7%	(37)	73.3%	(55)	58.2%	(32)

At my school, teachers care about students



	Strongly agree	Agree	Disagree	Strongly disagree
Teachers Care	32%	58%	9%	NA
Count	21	38	6	NA

Graduation rate over time



Demographic	Year	Graduated count	Graduated %
All Students	2015	19	95.0%
All Students	2016	20	100.0%
All Students	2017	14	87.5%
All Students	2018	22	95.7%
All Students	2019	16	94.1%

District: Mabel-Canton Public School Dist.

Message from the school:

This school has not submitted a My School message.

The message above is provided by the school and has not been verified by the Minnesota Department of Education.

For more information about these designations, see the [School and District Accountability](#) page of the MDE website.

Address: 316 W Fillmore Ave
Mabel, MN 55954-1535
Phone: 507 493 5423
Web: <http://www.mabelcanton.k12.mn.us/>
Email: gkuphal@mabelcanton.org