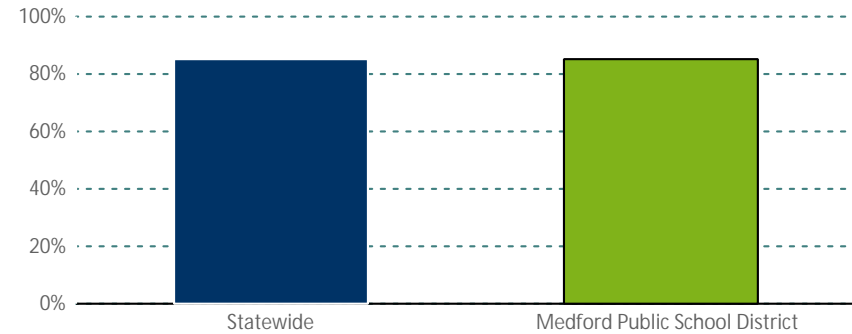


District: Medford Public School District

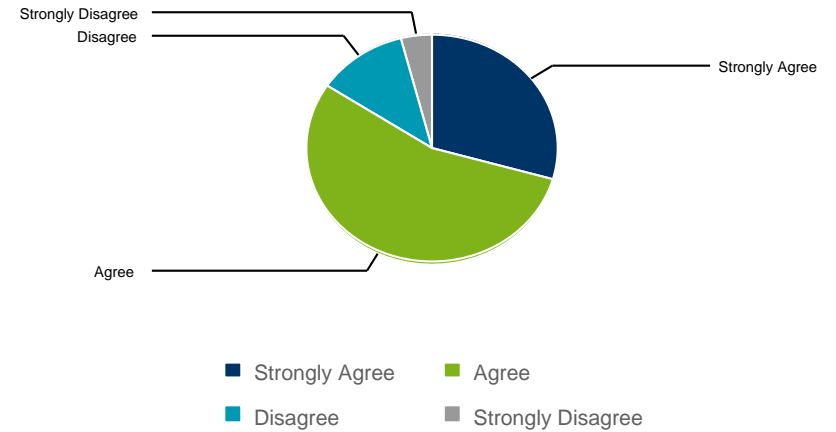
The number of students attending school regularly

This is a measure of students who attend school on a regular basis and are not frequently absent. A student is considered consistently attending if they attend more than 90 percent of the time the student is enrolled during the year.



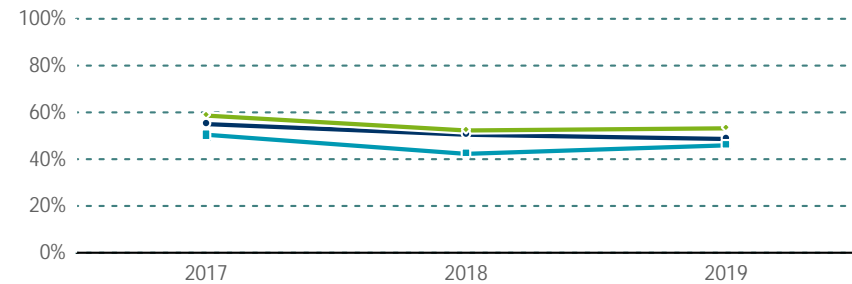
	Statewide	Medford Public School District
Consistent Attendance	85.4%	85.2%
Count	676,160	710

At my school, teachers care about students



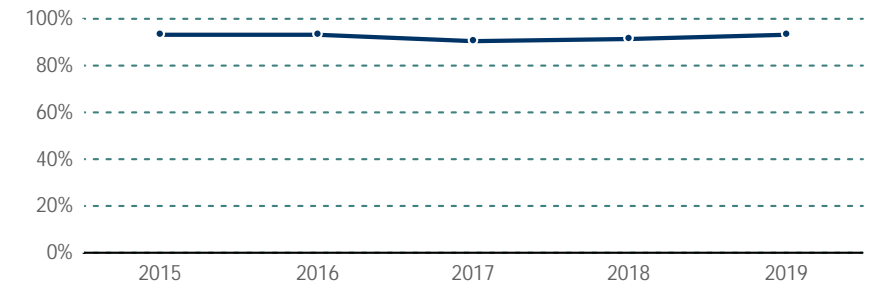
	Strongly agree	Agree	Disagree	Strongly disagree
Teachers Care	29%	55%	12%	4%
Count	73	136	29	10

The number of students meeting standards in math, reading, and science over time



	2017		2018		2019	
Math	55.3%	(267)	50.4%	(230)	49.3%	(232)
Reading	59.4%	(277)	52.2%	(248)	53.6%	(256)
Science	50.5%	(101)	42.5%	(79)	46.3%	(94)

Graduation rate over time



Demographic	Year	Graduated count	Graduated %
All Students	2015	57	93.4%
All Students	2016	45	93.8%
All Students	2017	51	91.1%
All Students	2018	71	92.2%
All Students	2019	46	93.9%

District: Medford Public School District

Message from the school:

This school has not submitted a My School message.

The message above is provided by the school and has not been verified by the Minnesota Department of Education.

For more information about these designations, see the [School and District Accountability](#) page of the MDE website.

Address: 750 2nd Ave SE
Medford, MN 55049-0038
Phone: 507 451 5250
Web: <http://www.medford.k12.mn.us/>
Email: mristau@medfordtigers.org