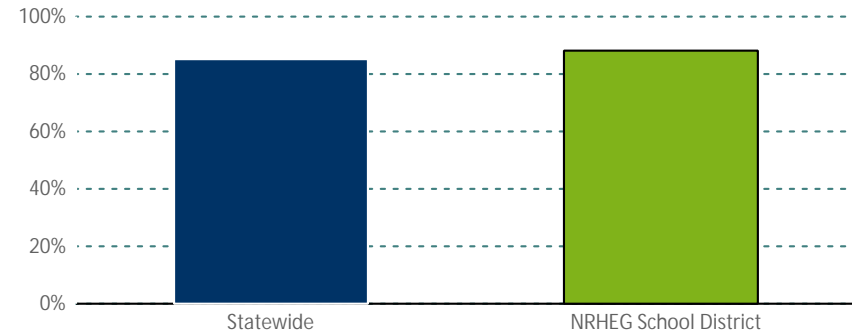


District: NRHEG School District

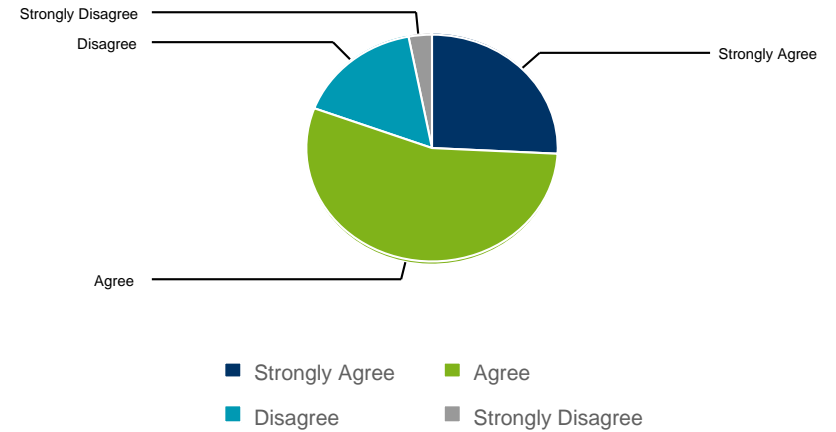
The number of students attending school regularly

This is a measure of students who attend school on a regular basis and are not frequently absent. A student is considered consistently attending if they attend more than 90 percent of the time the student is enrolled during the year.



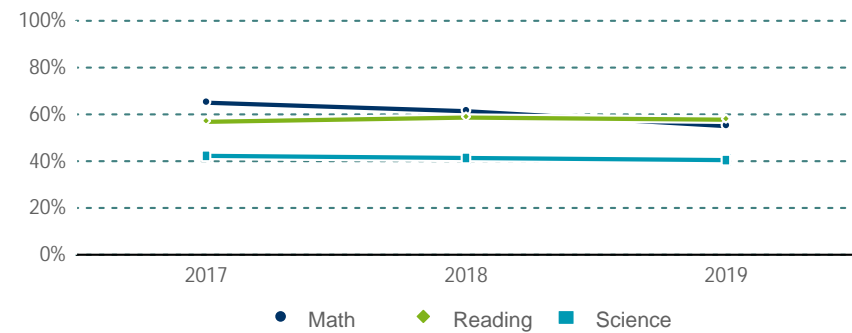
	Statewide	NRHEG School District
Consistent Attendance	85.4%	87.9%
Count	676,160	707

At my school, teachers care about students



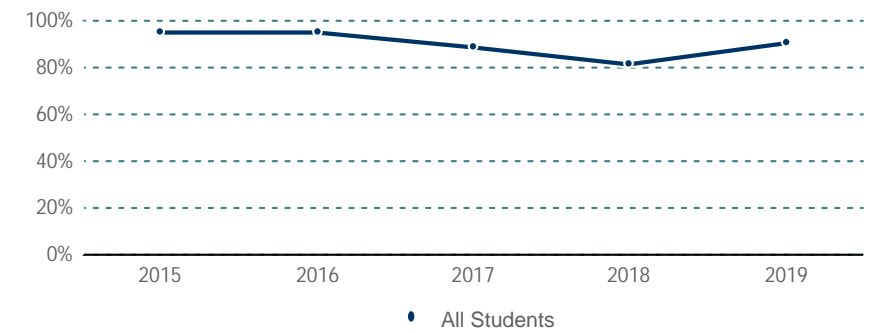
	Strongly agree	Agree	Disagree	Strongly disagree
Teachers Care Count	26% 60	55% 128	16% 38	3% 7

The number of students meeting standards in math, reading, and science over time



	2017	2018	2019
Math	65.2% (330)	61.3% (273)	55.8% (246)
Reading	57.5% (289)	59.2% (263)	58.0% (265)
Science	42.2% (79)	41.4% (79)	40.5% (87)

Graduation rate over time



Demographic	Year	Graduated count	Graduated %
All Students	2015	68	95.8%
All Students	2016	61	95.3%
All Students	2017	48	88.9%
All Students	2018	65	81.3%
All Students	2019	62	91.2%

District: NRHEG School District

Message from the school:

This school has not submitted a My School message.

The message above is provided by the school and has not been verified by the Minnesota Department of Education.

For more information about these designations, see the [School and District Accountability](#) page of the MDE website.

Address: 306 Ash Ave S
New Richland, MN 56072-1514
Phone: 507 465 3205
Web: <http://nrheg.k12.mn.us/>
Email: dcarlson@nrheg.k12.mn.us