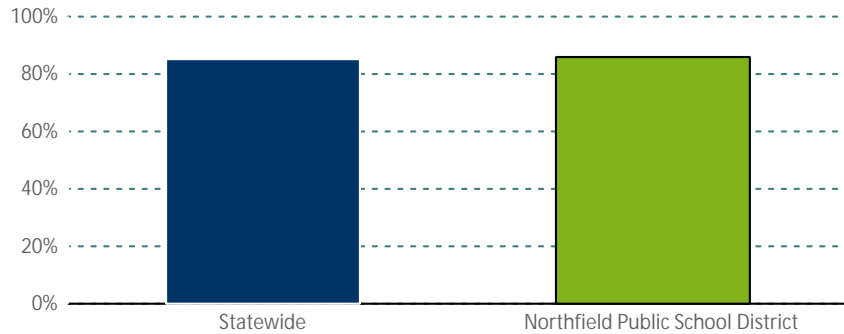


District: Northfield Public School District

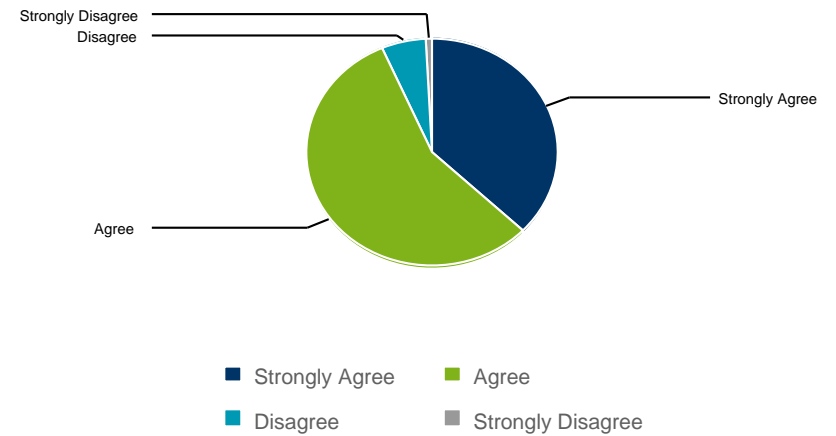
The number of students attending school regularly

This is a measure of students who attend school on a regular basis and are not frequently absent. A student is considered consistently attending if they attend more than 90 percent of the time the student is enrolled during the year.



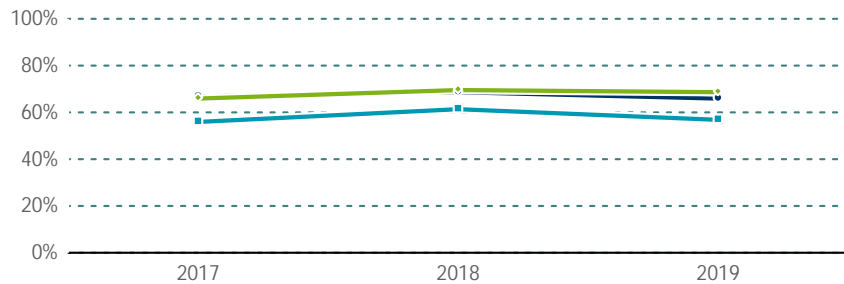
	Northfield Public School District	
	Statewide	Public School District
Consistent Attendance	85.4%	86.0%
Count	676,160	3,201

At my school, teachers care about students



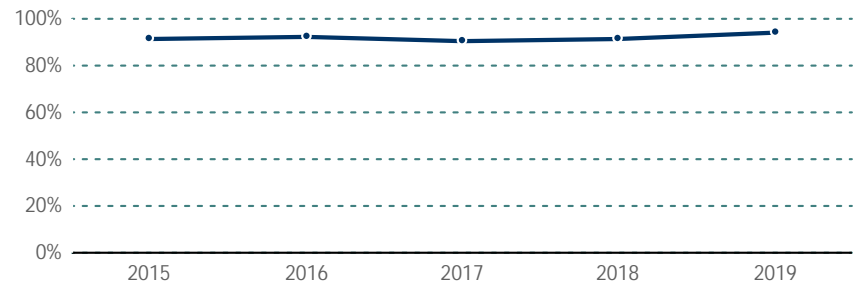
	Strongly agree	Agree	Disagree	Strongly disagree
Teachers Care	37%	56%	6%	1%
Count	375	569	58	8

The number of students meeting standards in math, reading, and science over time



	2017		2018		2019	
	Math	Reading	Math	Reading	Math	Reading
Math	67.1%	(1,374)	69.1%	(1,458)	66.5%	(1,370)
Reading	66.4%	(1,415)	69.6%	(1,456)	68.9%	(1,450)
Science	56.1%	(548)	61.9%	(592)	57.2%	(521)

Graduation rate over time



Demographic	Year	Graduated count	Graduated %
All Students	2015	294	92.2%
All Students	2016	296	92.5%
All Students	2017	310	91.2%
All Students	2018	294	91.9%
All Students	2019	350	94.9%

District: Northfield Public School District

Message from the school:

This school has not submitted a My School message.

The message above is provided by the school and has not been verified by the Minnesota Department of Education.

For more information about these designations, see the [School and District Accountability](#) page of the MDE website.

Address: 1400 Division St S
Northfield, MN 55057-2799
Phone: 507 663 0629
Web: <http://northfieldschools.org/>
Email: mhillmann@northfieldschools.org