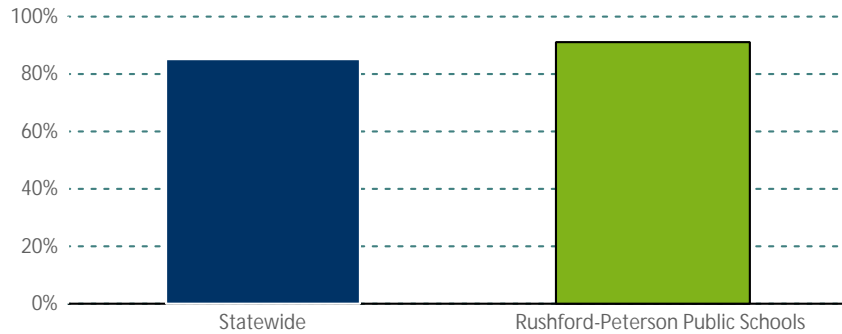


District: Rushford-Peterson Public Schools

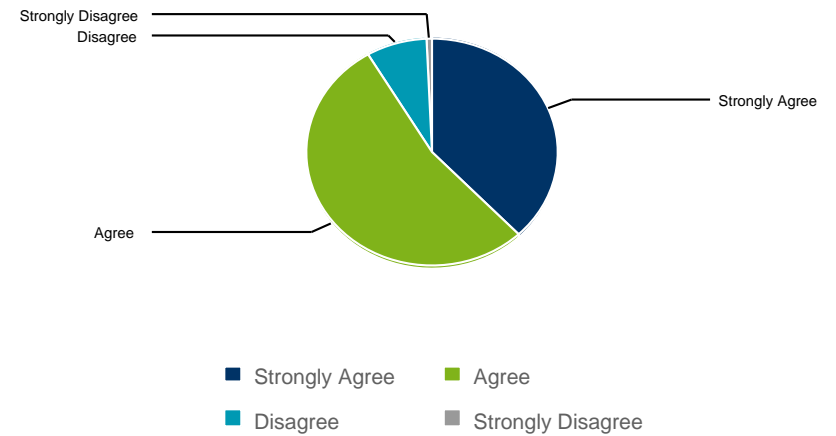
The number of students attending school regularly

This is a measure of students who attend school on a regular basis and are not frequently absent. A student is considered consistently attending if they attend more than 90 percent of the time the student is enrolled during the year.



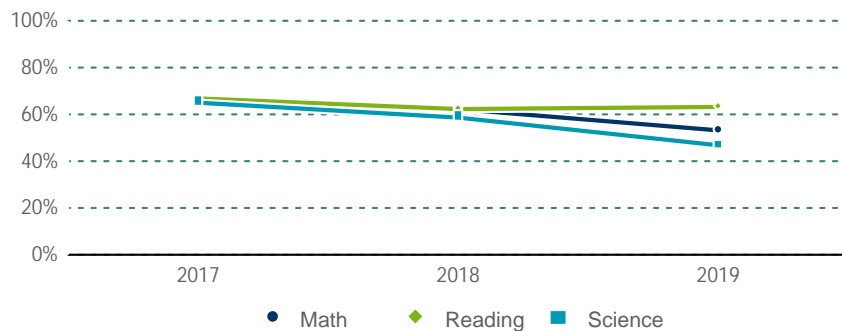
| | Statewide | Rushford-Peterson Public Schools |
|-----------------------|-----------|----------------------------------|
| Consistent Attendance | 85.4% | 91.3% |
| Count | 676,160 | 560 |

At my school, teachers care about students



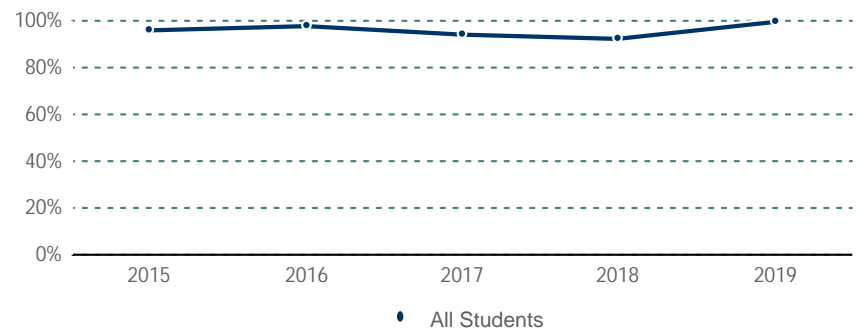
| | Strongly agree | Agree | Disagree | Strongly disagree |
|---------------|----------------|-------|----------|-------------------|
| Teachers Care | 38% | 54% | 8% | 1% |
| Count | 58 | 82 | 12 | 1 |

The number of students meeting standards in math, reading, and science over time



| | 2017 | | 2018 | | 2019 | |
|---------|-------|-------|-------|-------|-------|-------|
| Math | 66.0% | (219) | 62.9% | (222) | 53.2% | (210) |
| Reading | 67.5% | (224) | 62.9% | (222) | 63.2% | (249) |
| Science | 65.7% | (90) | 59.3% | (83) | 47.4% | (81) |

Graduation rate over time



| Demographic | Year | Graduated count | Graduated % |
|--------------|------|-----------------|-------------|
| All Students | 2015 | 50 | 96.2% |
| All Students | 2016 | 47 | 97.9% |
| All Students | 2017 | 56 | 94.9% |
| All Students | 2018 | 40 | 93.0% |
| All Students | 2019 | 48 | 100.0% |

District: Rushford-Peterson Public Schools

Message from the school:

This school has not submitted a My School message.

The message above is provided by the school and has not been verified by the Minnesota Department of Education.

For more information about these designations, see the [School and District Accountability](#) page of the MDE website.

Address: 1000 Pine Meadows Lane
Rushford, MN 55971
Phone: 507 864 7785
Web: <http://www.r-pschools.com>
Email: jonthompson@r-pschools.com